


SERM

Service Etude et Réalisations Mécaniques

IBL - Inner B-Layer detector OUTILLAGE D'INSERTION/EXTRACTION INSERTION IN THE CAVERN @ CERN may 2014

(5)




Installation of intermediate tables in the pit




Building #180 to SR1, SX1




Closing off of MPC container in SR1




Transport to ATLAS cavern



Insertion table in the pit



Opening of MPC



Survey of MPC in relation to beam axis



Beam pipe is pulled out in its transport container



IBL Insertion



A part of the insertion team